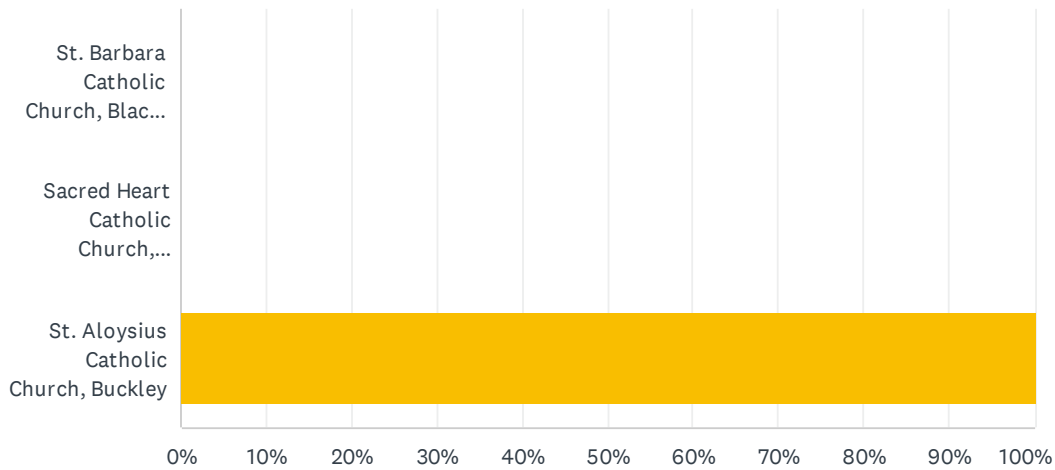


Q1 Parish

Answered: 90 Skipped: 0

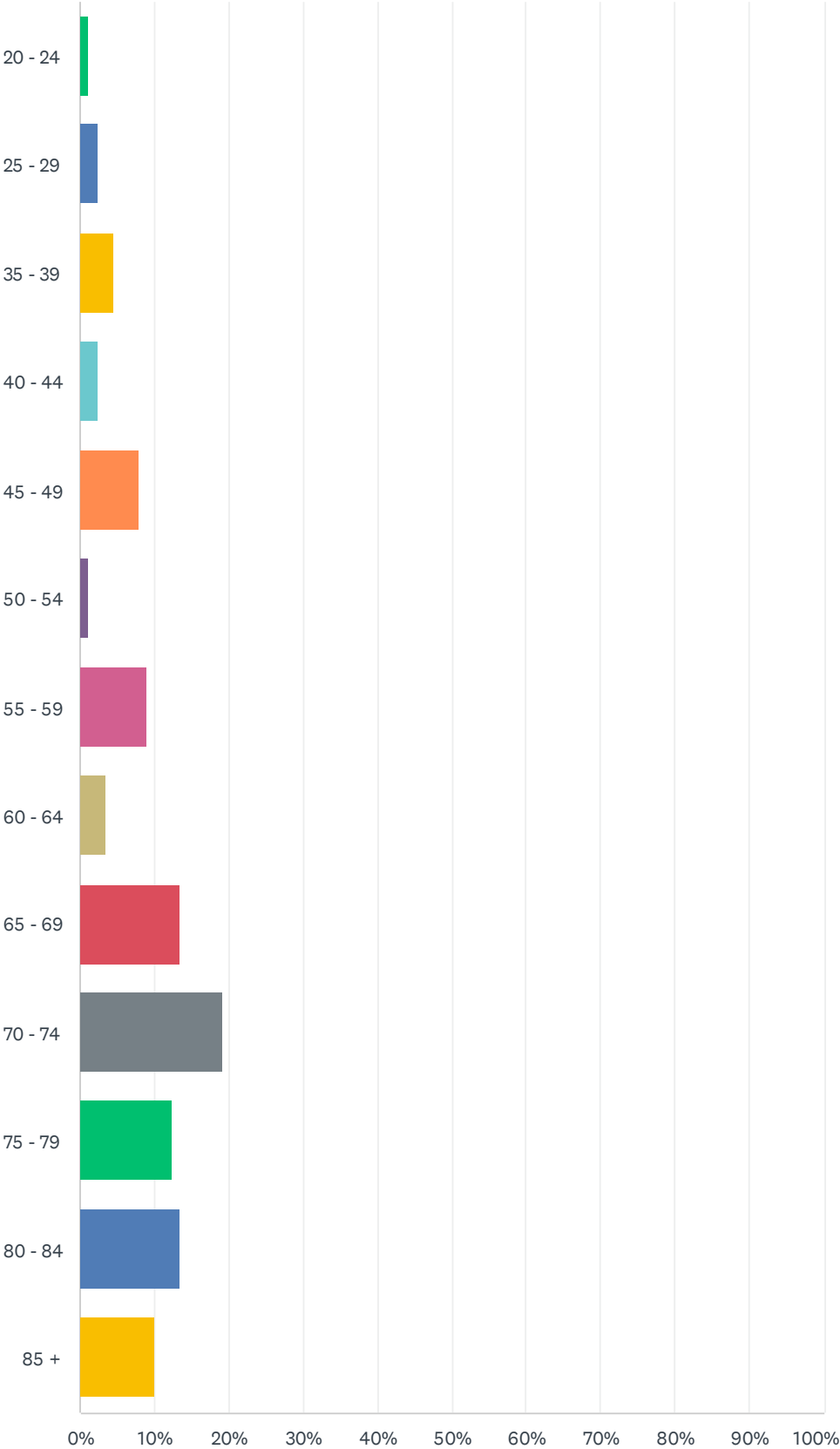


ANSWER CHOICES	RESPONSES	
St. Barbara Catholic Church, Black Diamond	0.00%	0
Sacred Heart Catholic Church, Enumclaw	0.00%	0
St. Aloysius Catholic Church, Buckley	100.00%	90
TOTAL		90

Q2 Your age in years

Answered: 89 Skipped: 1

Parish Family #32 Community Demographics Survey

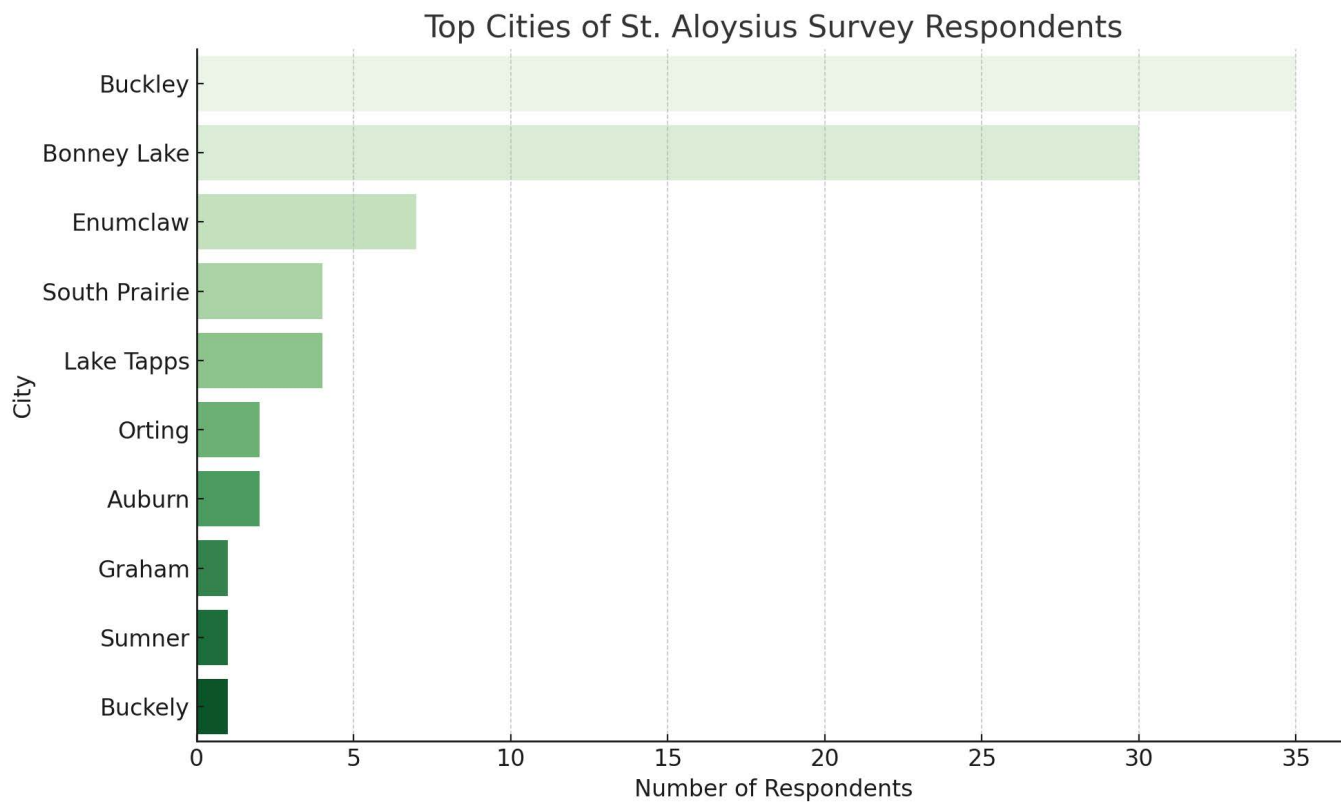


Parish Family #32 Community Demographics Survey

ANSWER CHOICES	RESPONSES	
20 - 24	1.12%	1
25 - 29	2.25%	2
35 - 39	4.49%	4
40 - 44	2.25%	2
45 - 49	7.87%	7
50 - 54	1.12%	1
55 - 59	8.99%	8
60 - 64	3.37%	3
65 - 69	13.48%	12
70 - 74	19.10%	17
75 - 79	12.36%	11
80 - 84	13.48%	12
85 +	10.11%	9
TOTAL		89

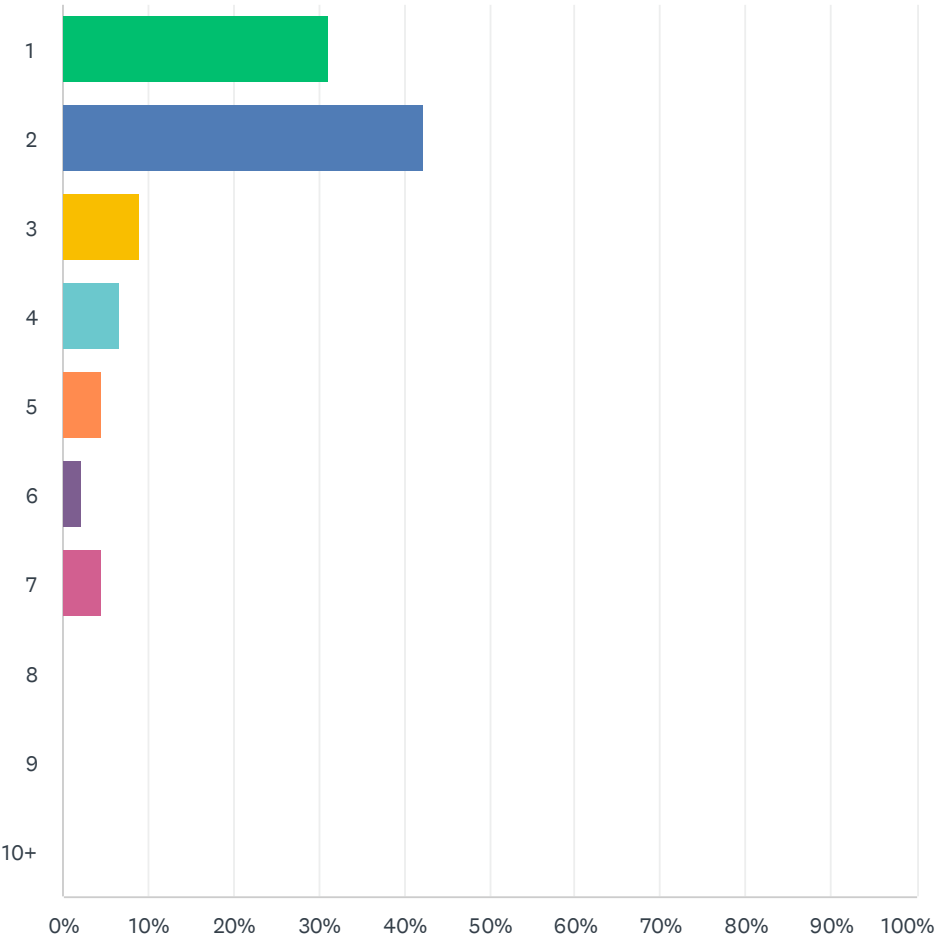
Q3 What city do you live in?

Answered: 89 Skipped: 1



Q4 How many people are there in your household?

Answered: 90 Skipped: 0



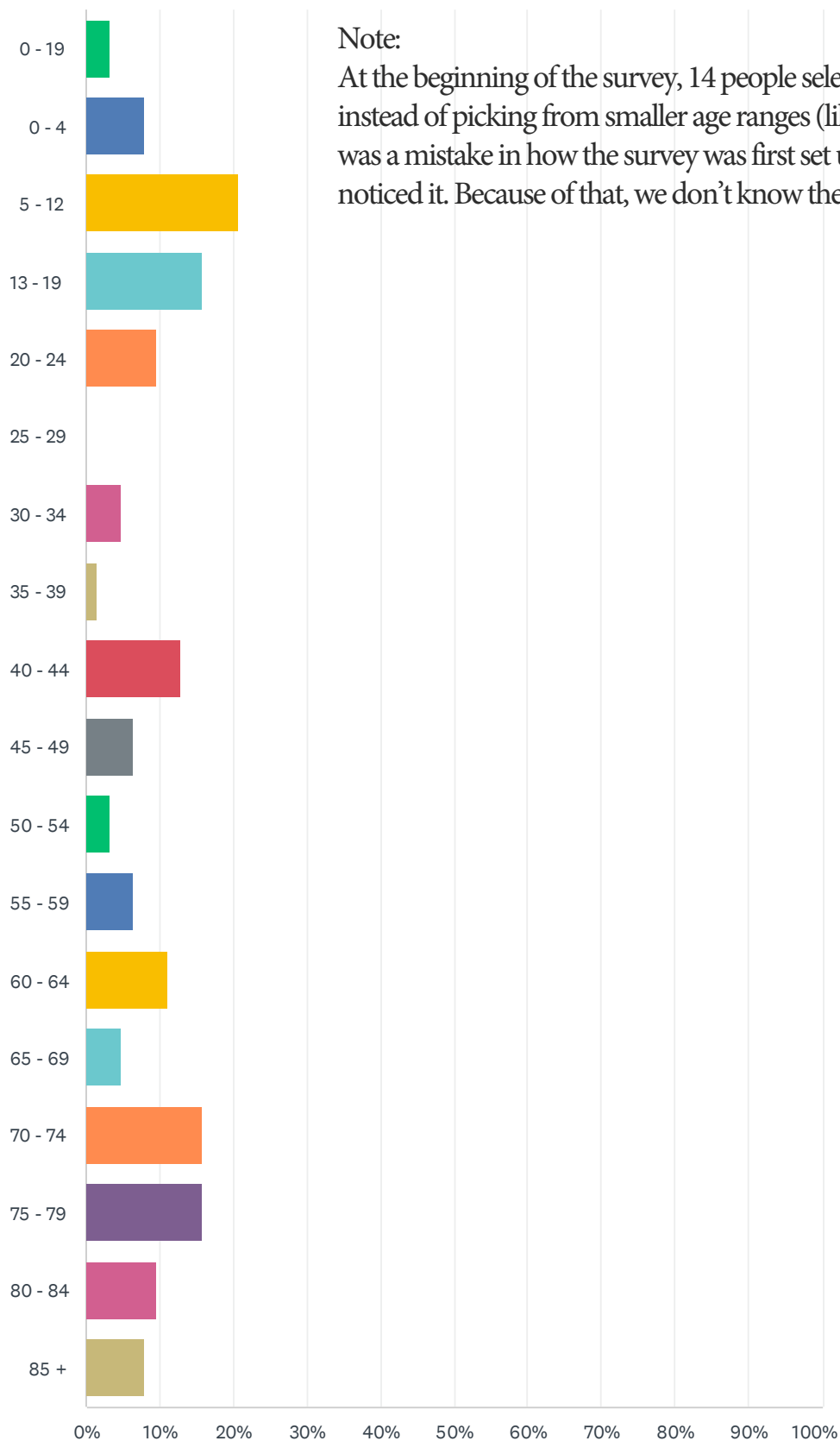
Parish Family #32 Community Demographics Survey

ANSWER CHOICES	RESPONSES	
1	31.11%	28
2	42.22%	38
3	8.89%	8
4	6.67%	6
5	4.44%	4
6	2.22%	2
7	4.44%	4
8	0.00%	0
9	0.00%	0
10+	0.00%	0
TOTAL		90

Q5 What are the ages of the other members of your household? (Check all that apply)

Answered: 63 Skipped: 27

Parish Family #32 Community Demographics Survey

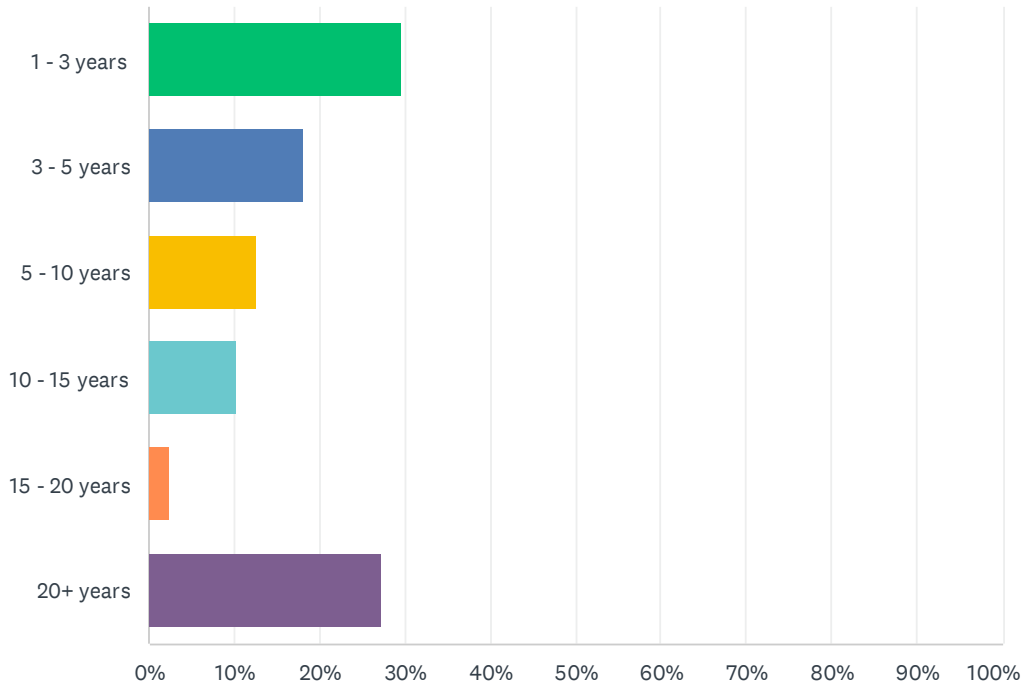


Parish Family #32 Community Demographics Survey

ANSWER CHOICES	RESPONSES	
0 - 19	3.17%	2
0 - 4	7.94%	5
5 - 12	20.63%	13
13 - 19	15.87%	10
20 - 24	9.52%	6
25 - 29	0.00%	0
30 - 34	4.76%	3
35 - 39	1.59%	1
40 - 44	12.70%	8
45 - 49	6.35%	4
50 - 54	3.17%	2
55 - 59	6.35%	4
60 - 64	11.11%	7
65 - 69	4.76%	3
70 - 74	15.87%	10
75 - 79	15.87%	10
80 - 84	9.52%	6
85 +	7.94%	5
Total Respondents: 63		

Q6 How long have you attended this parish? (check one)

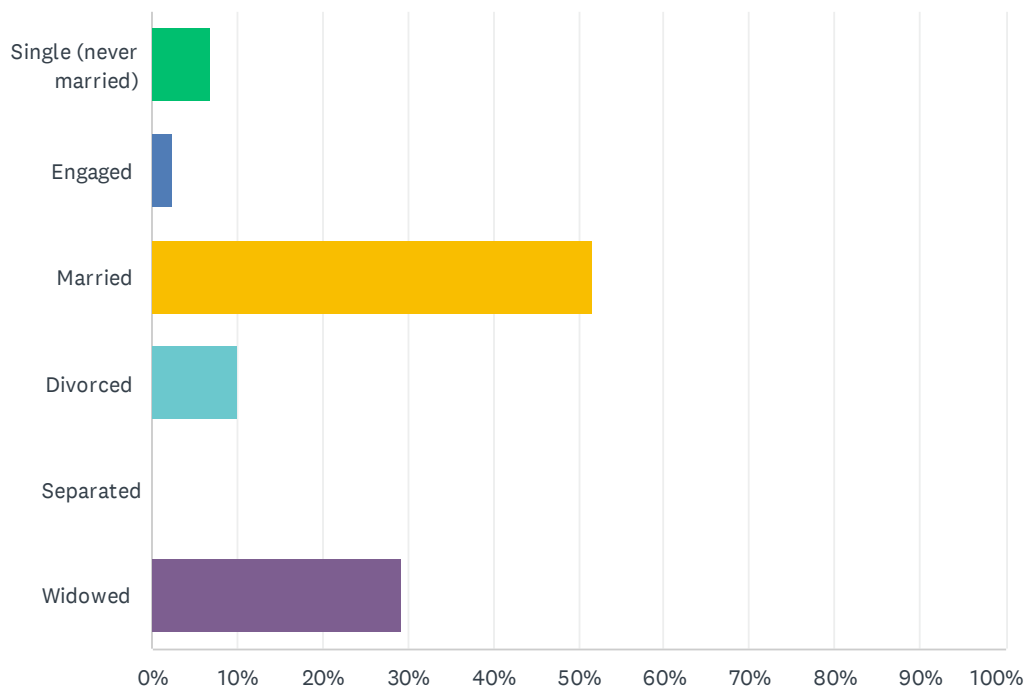
Answered: 88 Skipped: 2



ANSWER CHOICES	RESPONSES	
1 - 3 years	29.55%	26
3 - 5 years	18.18%	16
5 - 10 years	12.50%	11
10 - 15 years	10.23%	9
15 - 20 years	2.27%	2
20+ years	27.27%	24
TOTAL		88

Q7 What is your current marital status? (check one)

Answered: 89 Skipped: 1



ANSWER CHOICES	RESPONSES	
Single (never married)	6.74%	6
Engaged	2.25%	2
Married	51.69%	46
Divorced	10.11%	9
Separated	0.00%	0
Widowed	29.21%	26
TOTAL		89

Q8 What ethnicity/race(s) do you identify as? (check all that apply)

Answered: 87 Skipped: 3

Parish Family #32 Community Demographics Survey

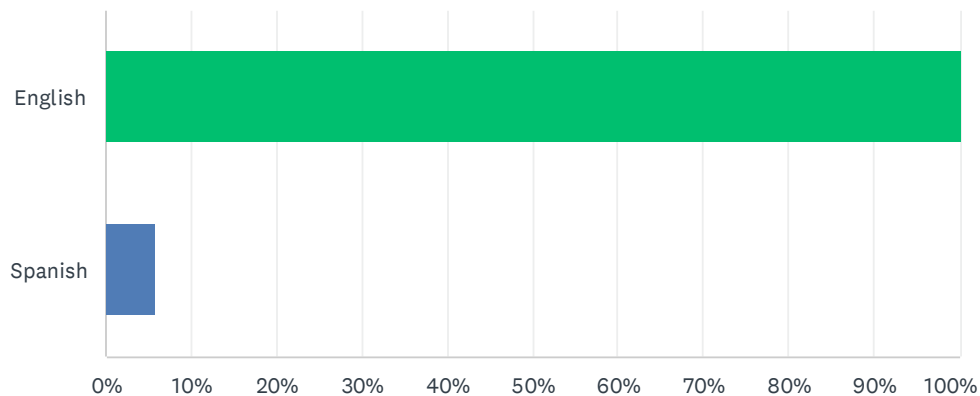


Parish Family #32 Community Demographics Survey

ANSWER CHOICES	RESPONSES	
White (not Hispanic)	93.10%	81
Hispanic / Latino	5.75%	5
African American/ black	2.30%	2
African	0.00%	0
Caribbean	0.00%	0
Chinese	0.00%	0
Filipino	3.45%	3
Hmong	0.00%	0
Japanese	0.00%	0
Korean	0.00%	0
Indigenous	0.00%	0
Middle Eastern	0.00%	0
Pacific Islander/Hawaiian	0.00%	0
South Asian (Indian, Pakistani)	0.00%	0
South East Asian (other)	0.00%	0
Vietnamese	0.00%	0
Multi-racial	1.15%	1
Asian (other unspecified)	0.00%	0
Total Respondents: 87		

Q9 What language(s) do you or your family speak in your home? (check all that apply):

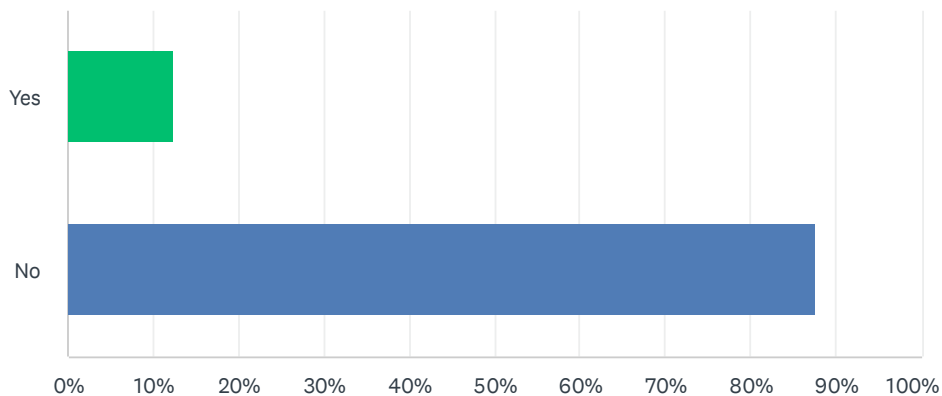
Answered: 88 Skipped: 2



ANSWER CHOICES	RESPONSES	
English	100.00%	88
Spanish	5.68%	5
Total Respondents: 88		

Q10 Do any of the members of your family have accessibility needs? (check one)

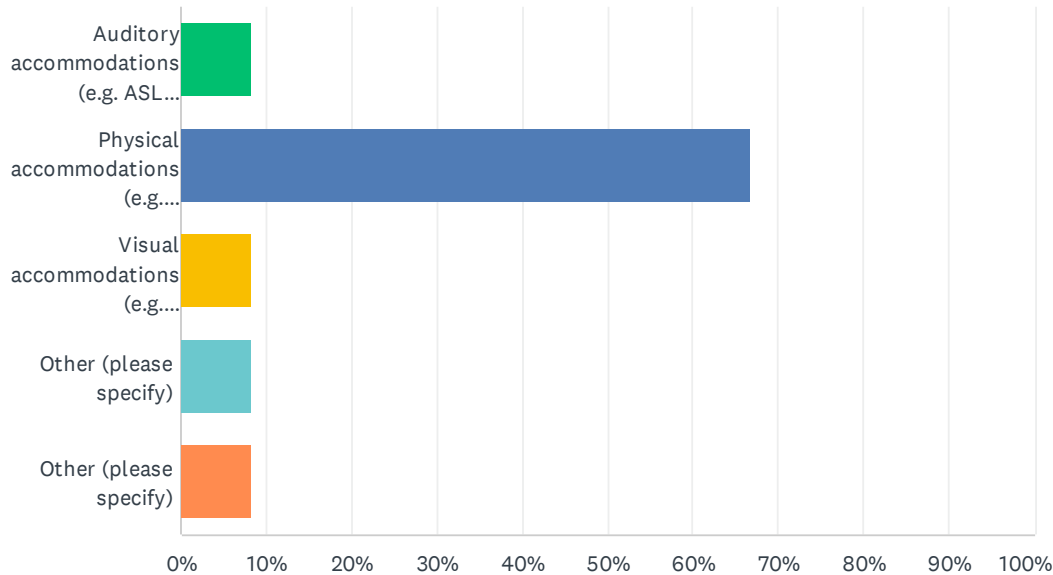
Answered: 89 Skipped: 1



ANSWER CHOICES	RESPONSES	
Yes	12.36%	11
No	87.64%	78
TOTAL		89

Q11 If yes, what would be most helpful for their full participation at the parish? (check all that apply)

Answered: 12 Skipped: 78



ANSWER CHOICES	RESPONSES	
Auditory accommodations (e.g. ASL interpretation)	8.33%	1
Physical accommodations (e.g. wheelchair ramps)	66.67%	8
Visual accommodations (e.g. non-visual resources/braille)	8.33%	1
Other (please specify)	8.33%	1
Other (please specify)	8.33%	1
Total Respondents: 12		

Q12 Optional: Parish Registration Update The following section is optional and intended only if you wish to update your parish registration. Any information you provide here will be used to update our parish database. Your responses to the rest of the survey will also help us enhance our demographic reporting moving forward. What is your name? (optional)

Answered: 29 Skipped: 61

Q13 What is your address? (optional)

Answered: 5 Skipped: 85

ANSWER CHOICES	RESPONSES	
Street address	100.00%	5
Street address line 2	20.00%	1
City	100.00%	5
State	100.00%	5
Zip code	80.00%	4
Country	100.00%	5