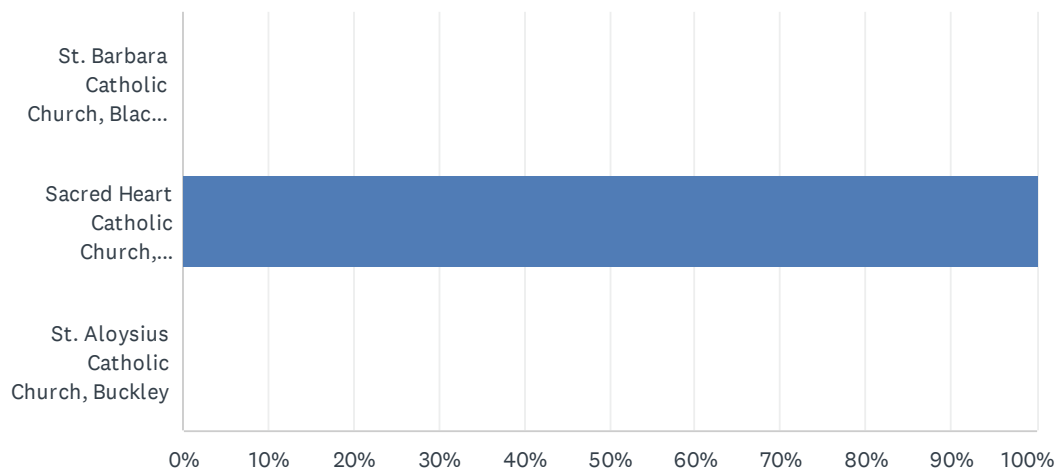


Q1 Parish

Answered: 206 Skipped: 0



ANSWER CHOICES	RESPONSES	
St. Barbara Catholic Church, Black Diamond	0.00%	0
Sacred Heart Catholic Church, Enumclaw	100.00%	206
St. Aloysius Catholic Church, Buckley	0.00%	0
TOTAL		206

Q2 Your age in years

Answered: 205 Skipped: 1

Parish Family #32 Community Demographics Survey

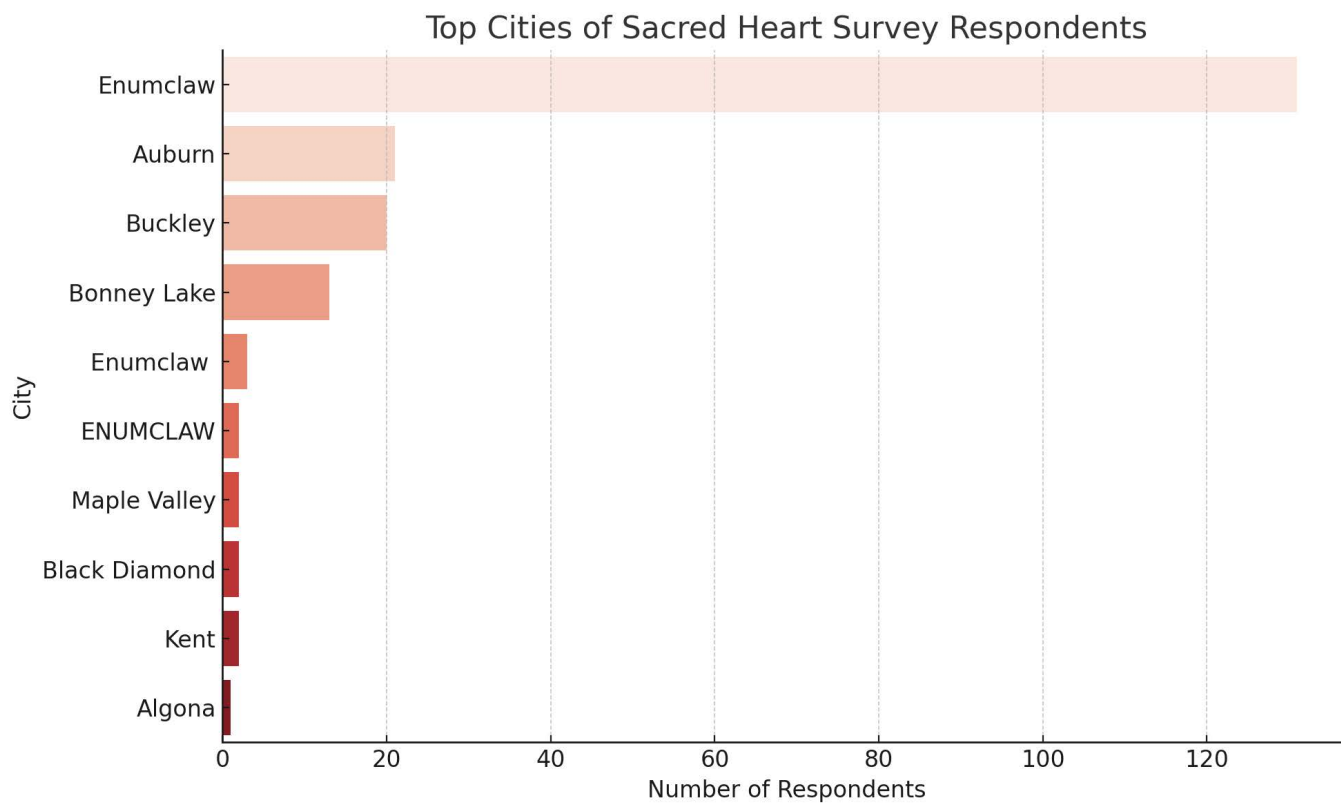


Parish Family #32 Community Demographics Survey

ANSWER CHOICES	RESPONSES	
0 - 19	0.98%	2
20 - 24	0.98%	2
25 - 29	3.90%	8
30 - 34	4.39%	9
35 - 39	9.27%	19
40 - 44	6.34%	13
45 - 49	8.29%	17
50 - 54	6.83%	14
55 - 59	3.41%	7
60 - 64	10.73%	22
65 - 69	12.68%	26
70 - 74	8.29%	17
75 - 79	8.78%	18
80 - 84	5.37%	11
85 +	9.76%	20
TOTAL		205

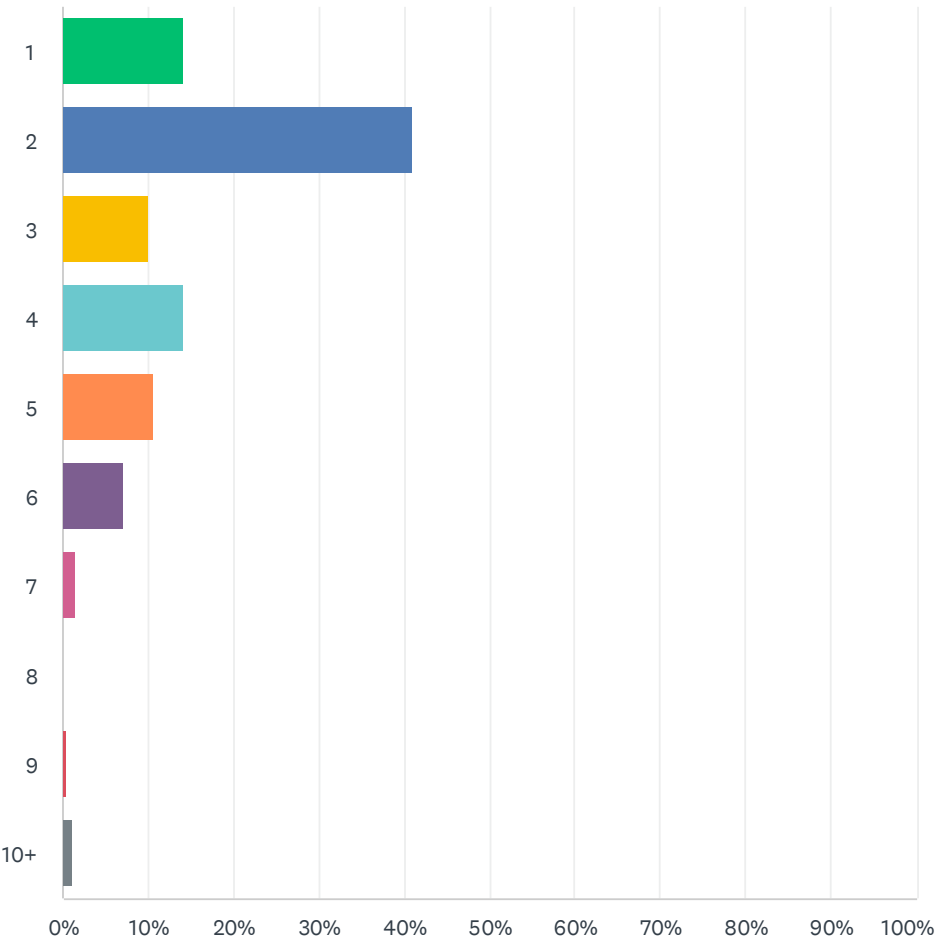
Q3 What city do you live in?

Answered: 204 Skipped: 2



Q4 How many people are there in your household?

Answered: 198 Skipped: 8

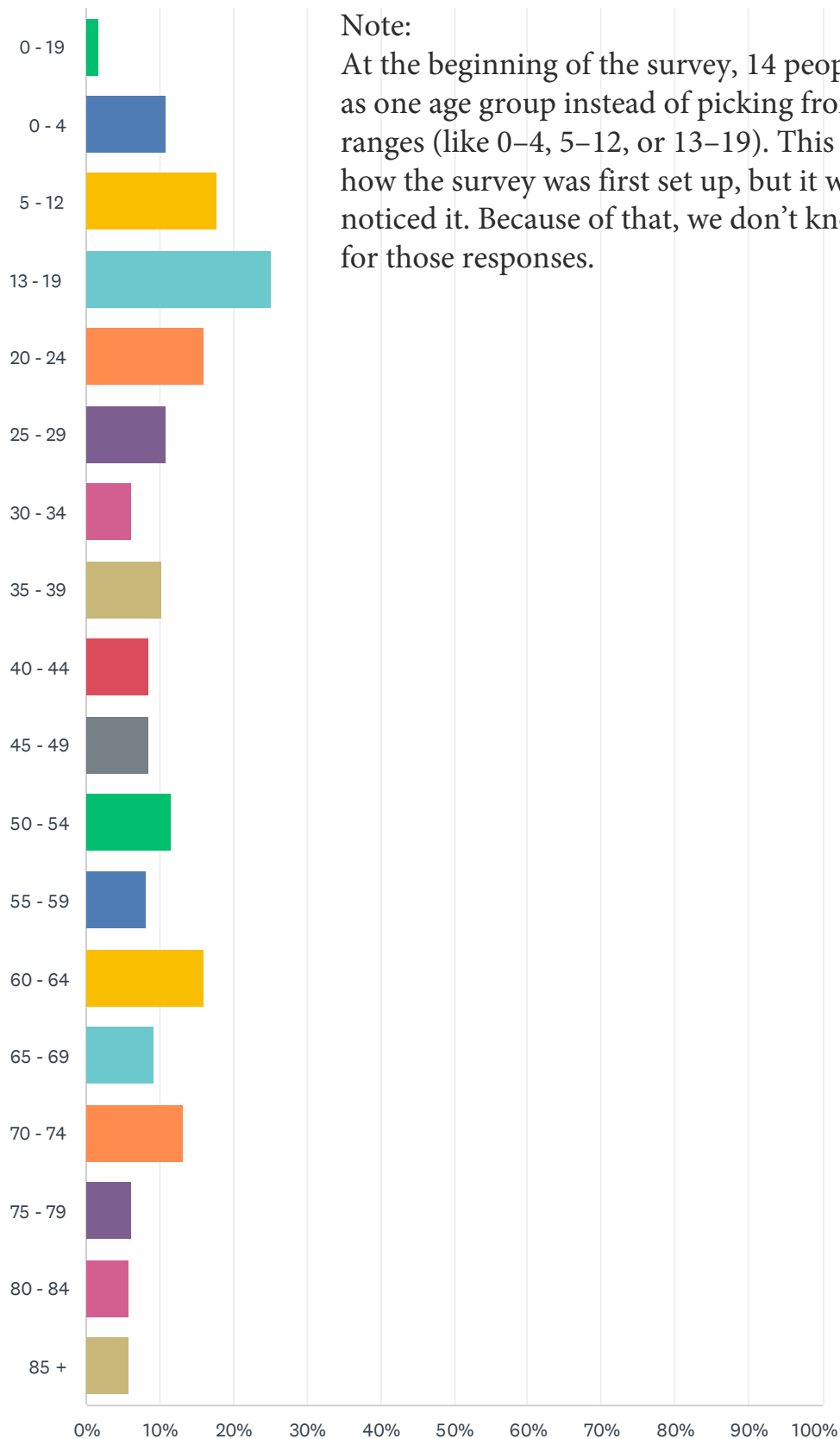


Parish Family #32 Community Demographics Survey

ANSWER CHOICES	RESPONSES	
1	14.14%	28
2	40.91%	81
3	10.10%	20
4	14.14%	28
5	10.61%	21
6	7.07%	14
7	1.52%	3
8	0.00%	0
9	0.51%	1
10+	1.01%	2
TOTAL		198

Q5 What are the ages of the other members of your household? (Check all that apply)

Answered: 175 Skipped: 31

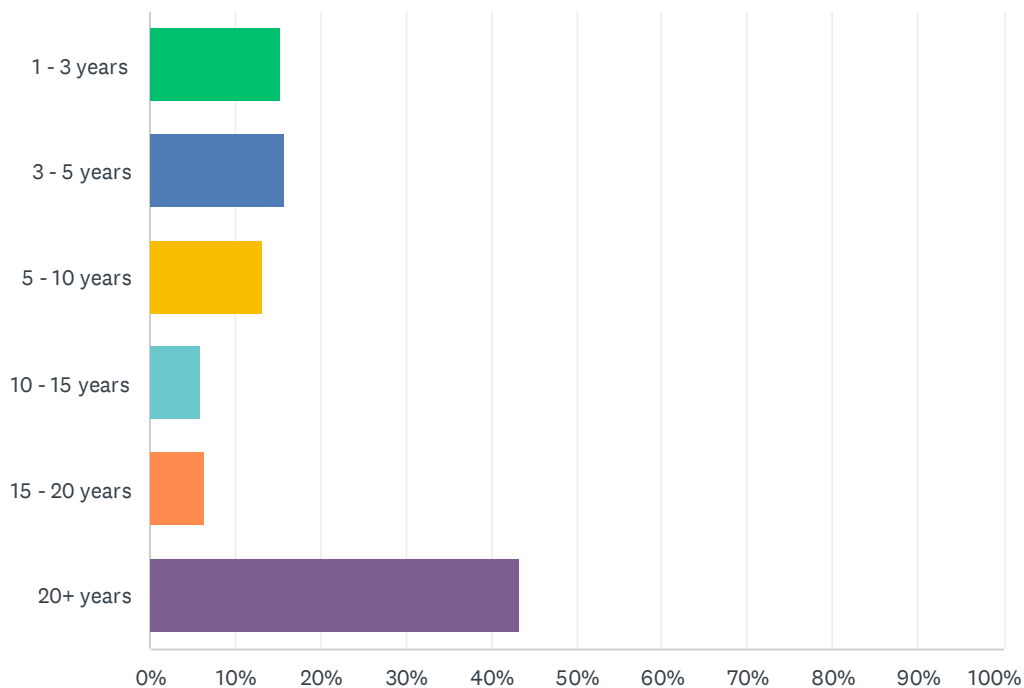


Parish Family #32 Community Demographics Survey

ANSWER CHOICES	RESPONSES	
0 - 19	1.71%	3
0 - 4	10.86%	19
5 - 12	17.71%	31
13 - 19	25.14%	44
20 - 24	16.00%	28
25 - 29	10.86%	19
30 - 34	6.29%	11
35 - 39	10.29%	18
40 - 44	8.57%	15
45 - 49	8.57%	15
50 - 54	11.43%	20
55 - 59	8.00%	14
60 - 64	16.00%	28
65 - 69	9.14%	16
70 - 74	13.14%	23
75 - 79	6.29%	11
80 - 84	5.71%	10
85 +	5.71%	10
Total Respondents: 175		

Q6 How long have you attended this parish? (check one)

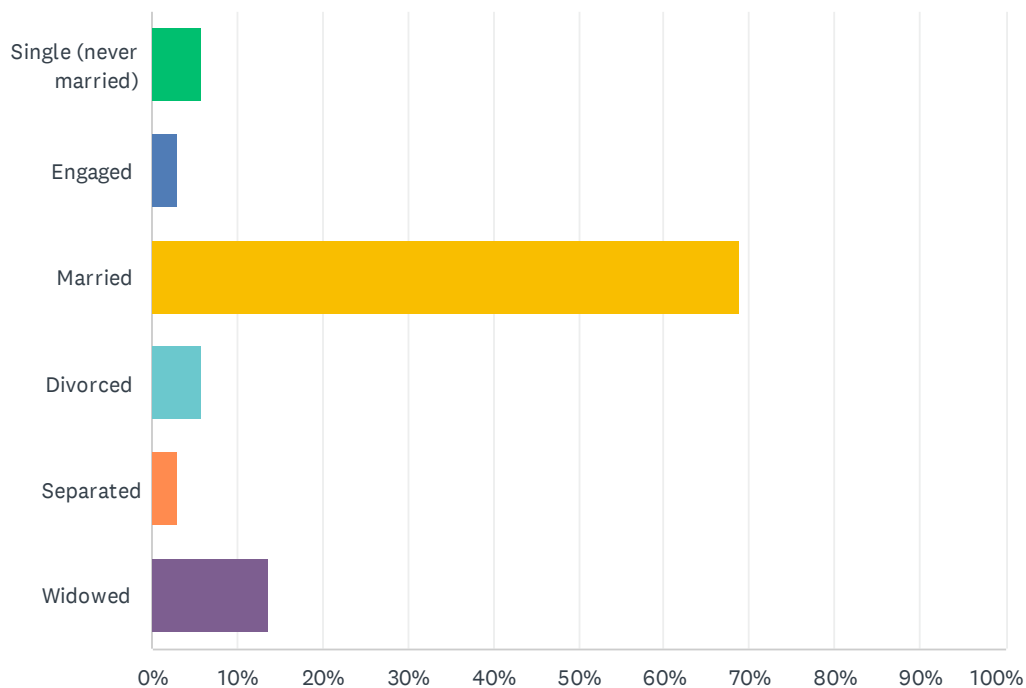
Answered: 203 Skipped: 3



ANSWER CHOICES	RESPONSES	
1 - 3 years	15.27%	31
3 - 5 years	15.76%	32
5 - 10 years	13.30%	27
10 - 15 years	5.91%	12
15 - 20 years	6.40%	13
20+ years	43.35%	88
TOTAL		203

Q7 What is your current marital status? (check one)

Answered: 206 Skipped: 0

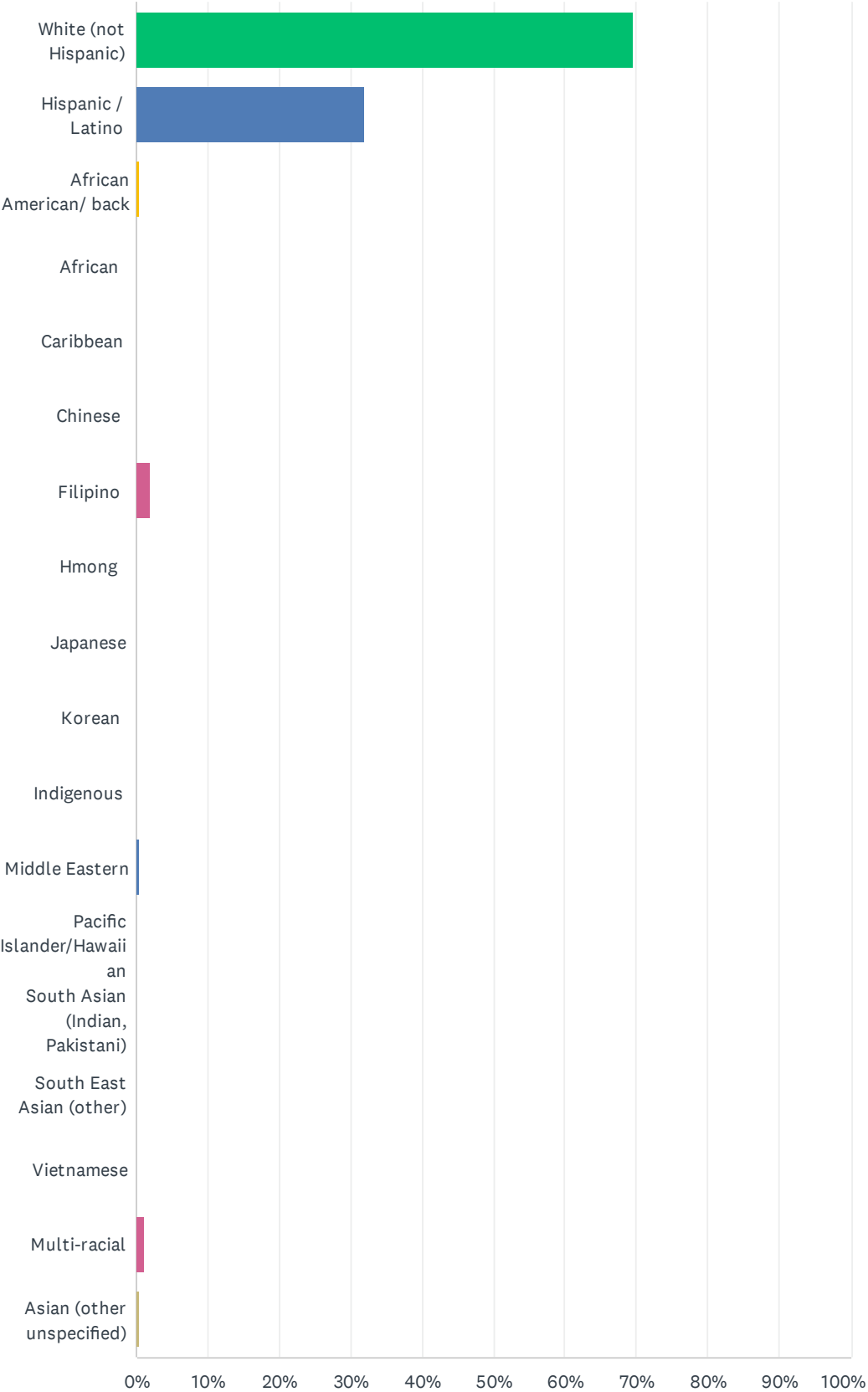


ANSWER CHOICES	RESPONSES	
Single (never married)	5.83%	12
Engaged	2.91%	6
Married	68.93%	142
Divorced	5.83%	12
Separated	2.91%	6
Widowed	13.59%	28
TOTAL		206

Q8 What ethnicity/race(s) do you identify as? (check all that apply)

Answered: 200 Skipped: 6

Parish Family #32 Community Demographics Survey

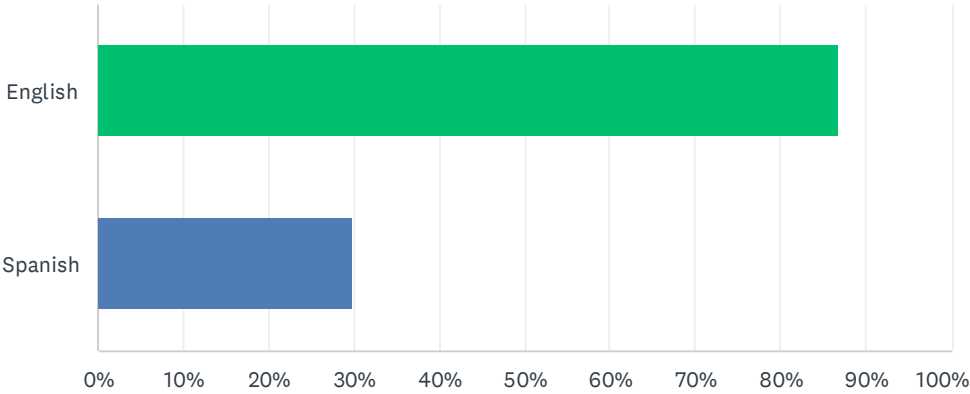


Parish Family #32 Community Demographics Survey

ANSWER CHOICES	RESPONSES	
White (not Hispanic)	69.50%	139
Hispanic / Latino	32.00%	64
African American/ back	0.50%	1
African	0.00%	0
Caribbean	0.00%	0
Chinese	0.00%	0
Filipino	2.00%	4
Hmong	0.00%	0
Japanese	0.00%	0
Korean	0.00%	0
Indigenous	0.00%	0
Middle Eastern	0.50%	1
Pacific Islander/Hawaiian	0.00%	0
South Asian (Indian, Pakistani)	0.00%	0
South East Asian (other)	0.00%	0
Vietnamese	0.00%	0
Multi-racial	1.00%	2
Asian (other unspecified)	0.50%	1
Total Respondents: 200		

Q9 What language(s) do you or your family speak in your home? (check all that apply):

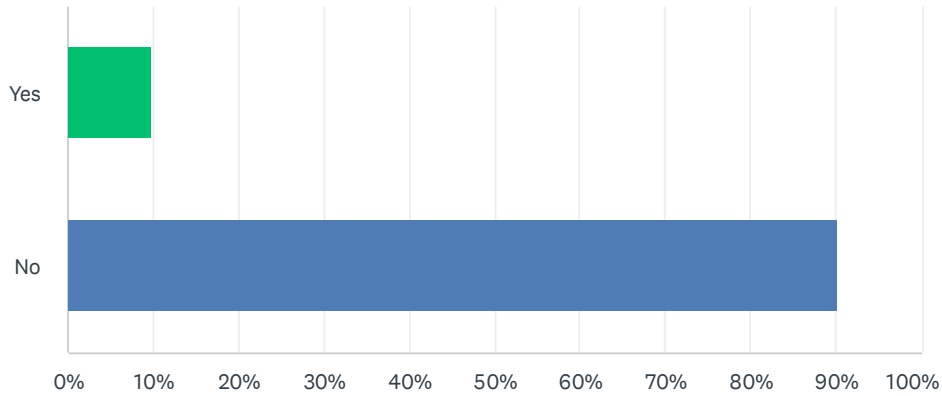
Answered: 205 Skipped: 1



ANSWER CHOICES		RESPONSES	
English		86.83%	178
Spanish		29.76%	61
Total Respondents: 205			

Q10 Do any of the members of your family have accessibility needs? (check one)

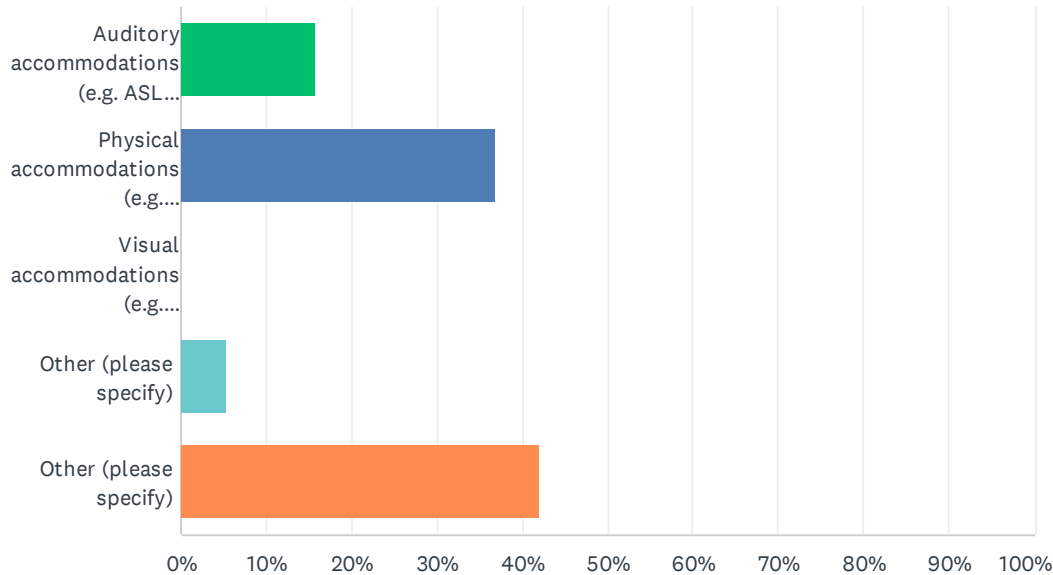
Answered: 185 Skipped: 21



ANSWER CHOICES	RESPONSES	
Yes	9.73%	18
No	90.27%	167
TOTAL		185

Q11 If yes, what would be most helpful for their full participation at the parish? (check all that apply)

Answered: 19 Skipped: 187



ANSWER CHOICES	RESPONSES	
Auditory accommodations (e.g. ASL interpretation)	15.79%	3
Physical accommodations (e.g. wheelchair ramps)	36.84%	7
Visual accommodations (e.g. non-visual resources/braille)	0.00%	0
Other (please specify)	5.26%	1
Other (please specify)	42.11%	8
Total Respondents: 19		

Q12 Optional: Parish Registration Update The following section is optional and intended only if you wish to update your parish registration. Any information you provide here will be used to update our parish database. Your responses to the rest of the survey will also help us enhance our demographic reporting moving forward. What is your name? (optional)

Answered: 11 Skipped: 195

Q13 What is your address? (optional)

Answered: 12 Skipped: 194

ANSWER CHOICES	RESPONSES	
Street address	83.33%	10
Street address line 2	0.00%	0
City	83.33%	10
State	83.33%	10
Zip code	83.33%	10
Country	100.00%	12