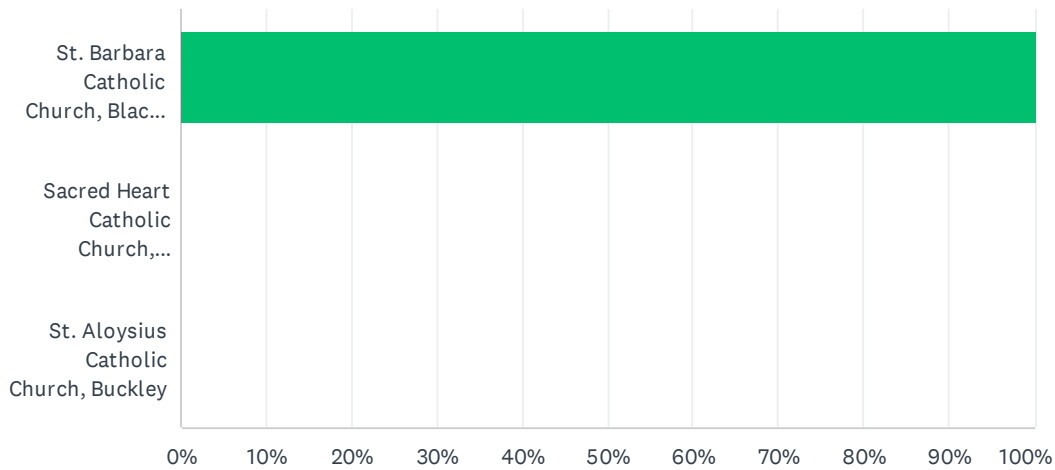


## Q1 Parish

Answered: 177 Skipped: 0

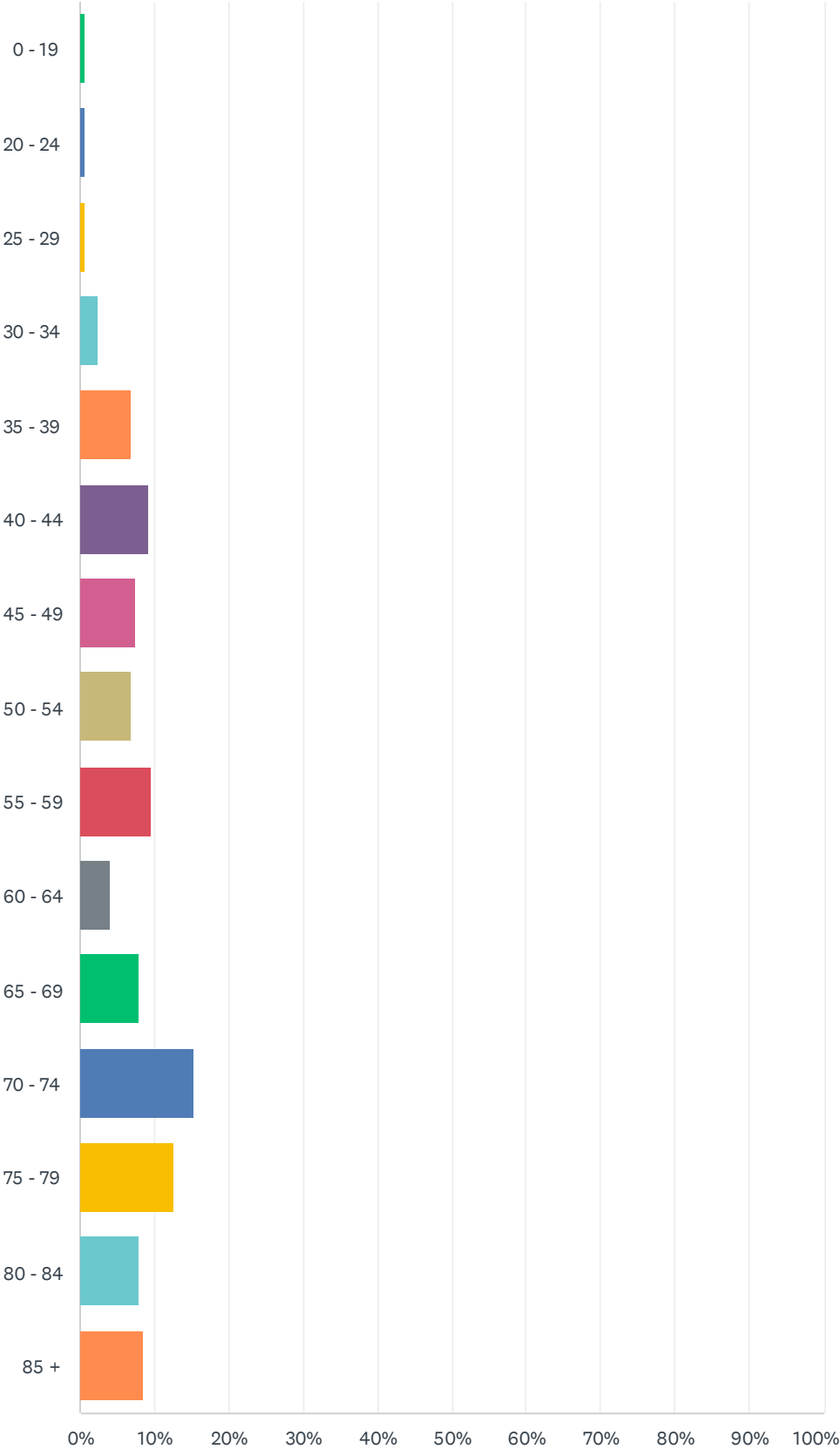


ANSWER CHOICES	RESPONSES	
St. Barbara Catholic Church, Black Diamond	100.00%	177
Sacred Heart Catholic Church, Enumclaw	0.00%	0
St. Aloysius Catholic Church, Buckley	0.00%	0
TOTAL		177

Q2 Your age in years

Answered: 176    Skipped: 1

Parish Family #32 Community Demographics Survey

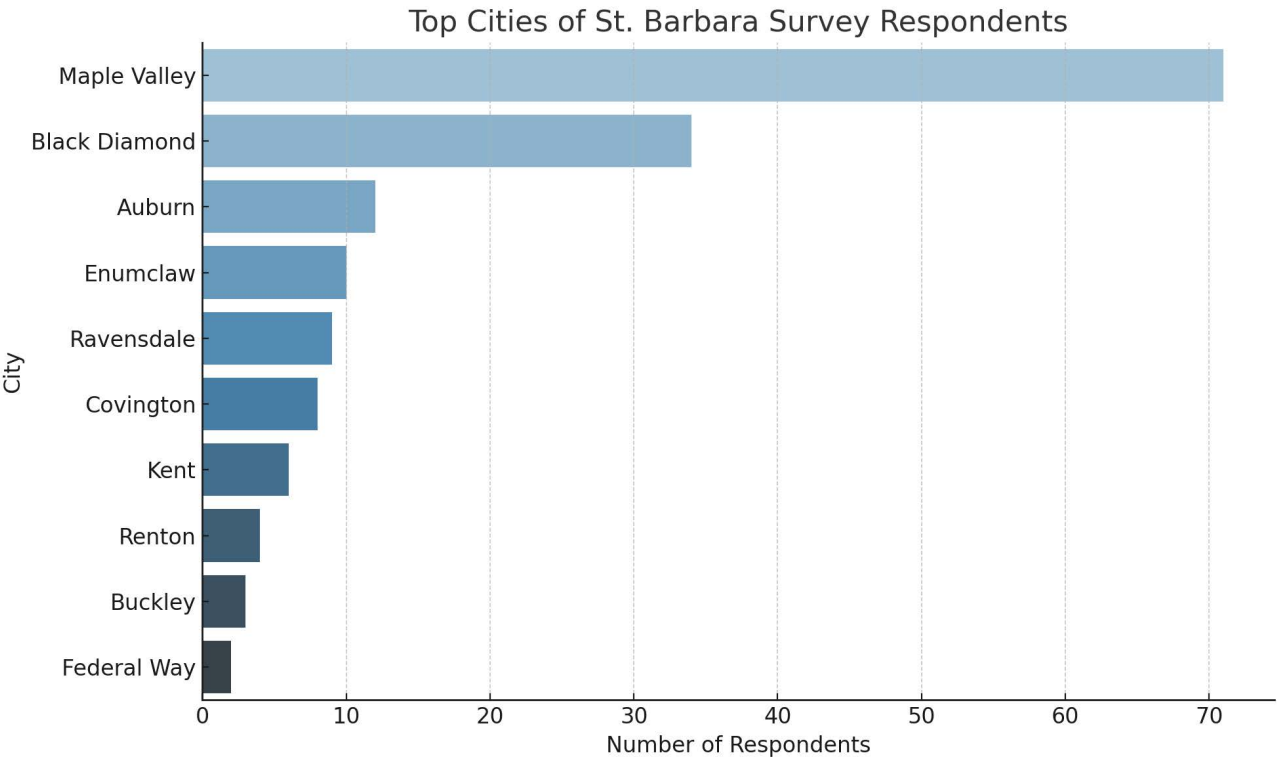


# Parish Family #32 Community Demographics Survey

ANSWER CHOICES	RESPONSES	
0 - 19	0.57%	1
20 - 24	0.57%	1
25 - 29	0.57%	1
30 - 34	2.27%	4
35 - 39	6.82%	12
40 - 44	9.09%	16
45 - 49	7.39%	13
50 - 54	6.82%	12
55 - 59	9.66%	17
60 - 64	3.98%	7
65 - 69	7.95%	14
70 - 74	15.34%	27
75 - 79	12.50%	22
80 - 84	7.95%	14
85 +	8.52%	15
TOTAL		176

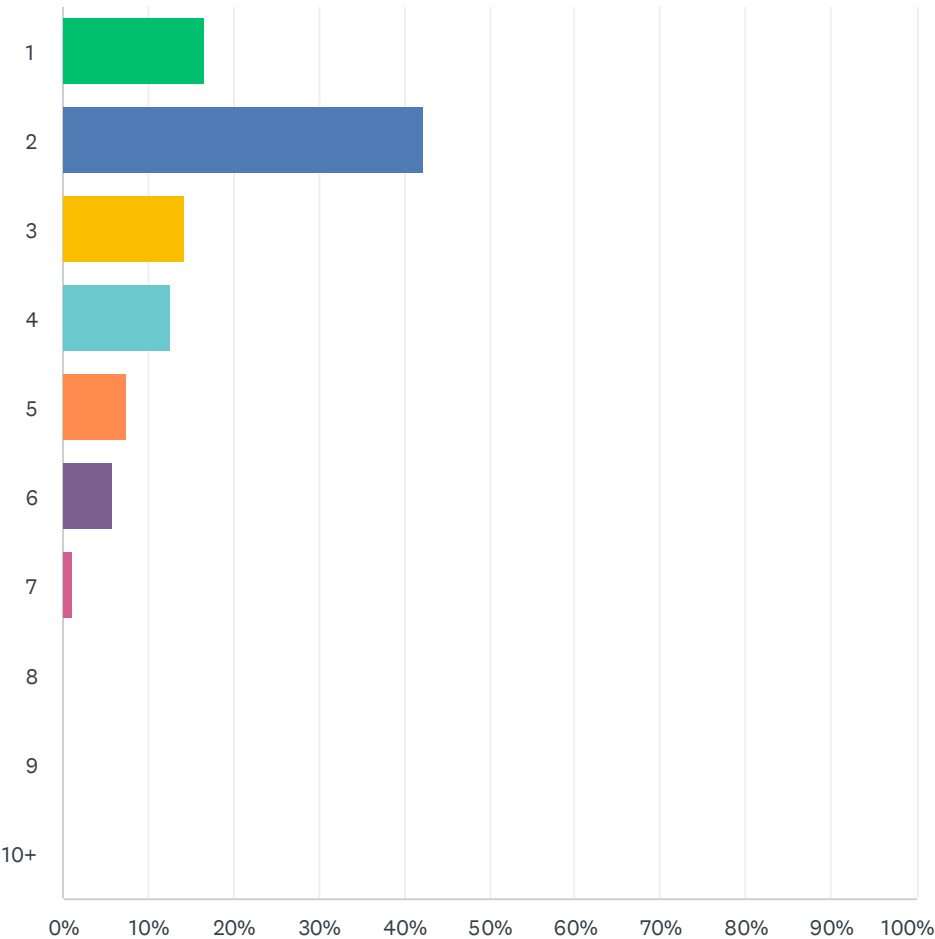
### Q3 What city do you live in?

Answered: 177    Skipped: 0



Q4 How many people are there in your household?

Answered: 175    Skipped: 2



# Parish Family #32 Community Demographics Survey

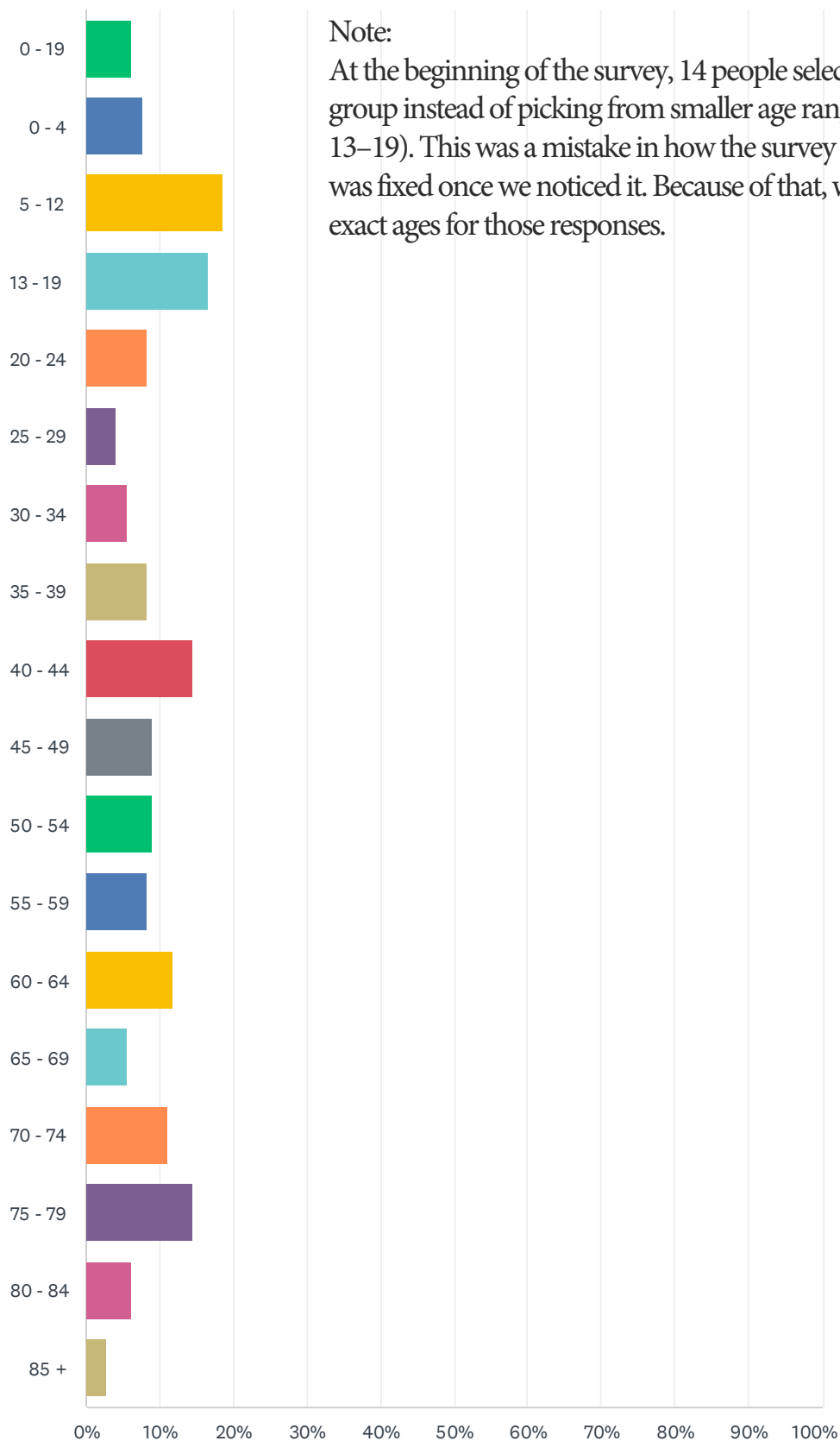
ANSWER CHOICES	RESPONSES	
1	16.57%	29
2	42.29%	74
3	14.29%	25
4	12.57%	22
5	7.43%	13
6	5.71%	10
7	1.14%	2
8	0.00%	0
9	0.00%	0
10+	0.00%	0
TOTAL		175

**Q5 What are the ages of the other members of your household? (Check all that apply)**

Answered: 145   Skipped: 32



## Parish Family #32 Community Demographics Survey

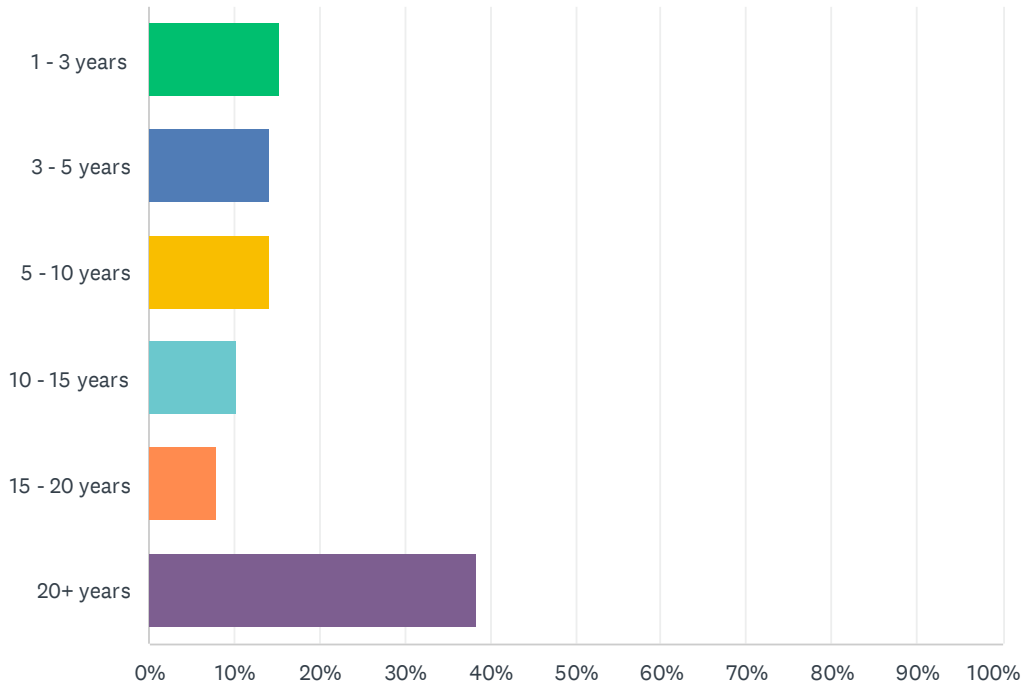


# Parish Family #32 Community Demographics Survey

ANSWER CHOICES	RESPONSES	
0 - 19	6.21%	9
0 - 4	7.59%	11
5 - 12	18.62%	27
13 - 19	16.55%	24
20 - 24	8.28%	12
25 - 29	4.14%	6
30 - 34	5.52%	8
35 - 39	8.28%	12
40 - 44	14.48%	21
45 - 49	8.97%	13
50 - 54	8.97%	13
55 - 59	8.28%	12
60 - 64	11.72%	17
65 - 69	5.52%	8
70 - 74	11.03%	16
75 - 79	14.48%	21
80 - 84	6.21%	9
85 +	2.76%	4
Total Respondents: 145		

## Q6 How long have you attended this parish? (check one)

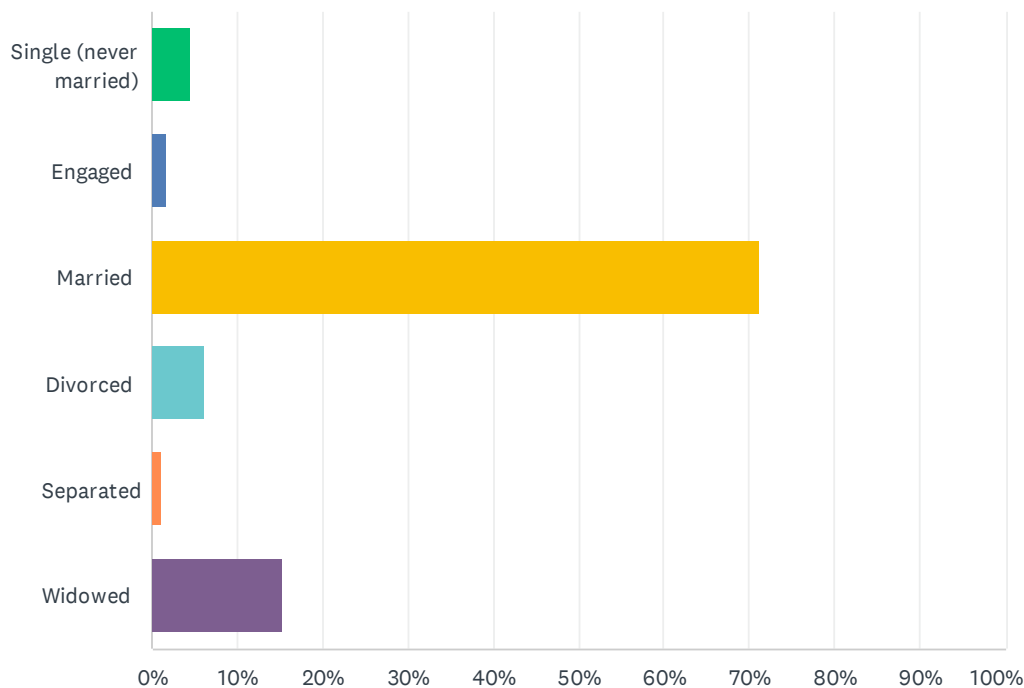
Answered: 177 Skipped: 0



ANSWER CHOICES	RESPONSES	
1 - 3 years	15.25%	27
3 - 5 years	14.12%	25
5 - 10 years	14.12%	25
10 - 15 years	10.17%	18
15 - 20 years	7.91%	14
20+ years	38.42%	68
TOTAL		177

## Q7 What is your current marital status? (check one)

Answered: 177 Skipped: 0

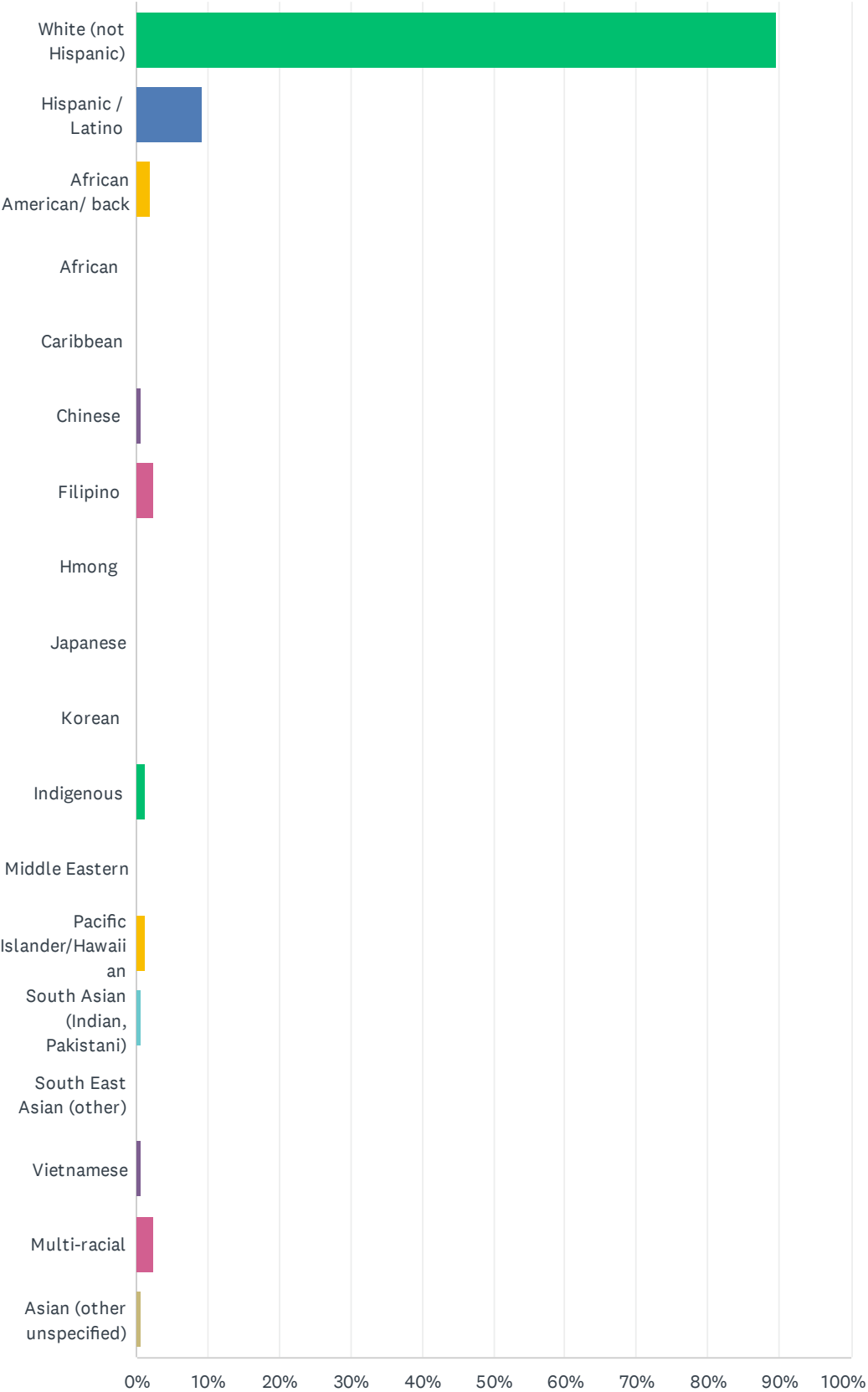


ANSWER CHOICES	RESPONSES	
Single (never married)	4.52%	8
Engaged	1.69%	3
Married	71.19%	126
Divorced	6.21%	11
Separated	1.13%	2
Widowed	15.25%	27
TOTAL		177

Q8 What ethnicity/race(s) do you identify as? (check all that apply)

Answered: 164    Skipped: 13

Parish Family #32 Community Demographics Survey

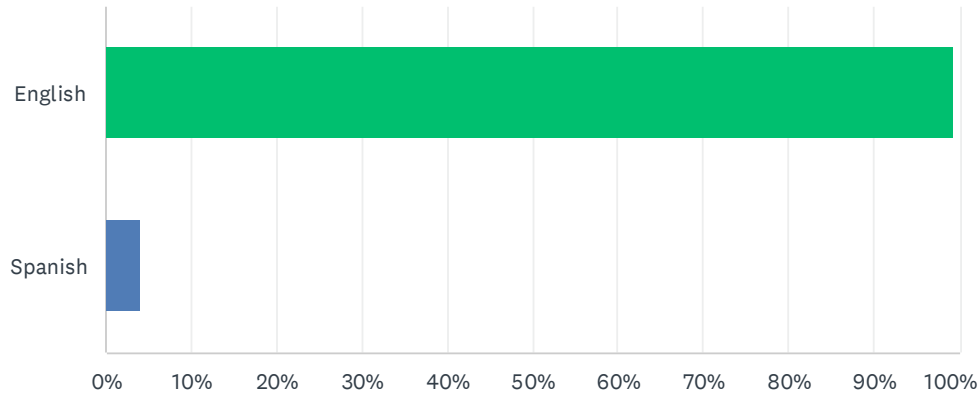


# Parish Family #32 Community Demographics Survey

ANSWER CHOICES	RESPONSES	
White (not Hispanic)	89.63%	147
Hispanic / Latino	9.15%	15
African American/ black	1.83%	3
African	0.00%	0
Caribbean	0.00%	0
Chinese	0.61%	1
Filipino	2.44%	4
Hmong	0.00%	0
Japanese	0.00%	0
Korean	0.00%	0
Indigenous	1.22%	2
Middle Eastern	0.00%	0
Pacific Islander/Hawaiian	1.22%	2
South Asian (Indian, Pakistani)	0.61%	1
South East Asian (other)	0.00%	0
Vietnamese	0.61%	1
Multi-racial	2.44%	4
Asian (other unspecified)	0.61%	1
Total Respondents: 164		

## Q9 What language(s) do you or your family speak in your home? (check all that apply):

Answered: 170 Skipped: 7

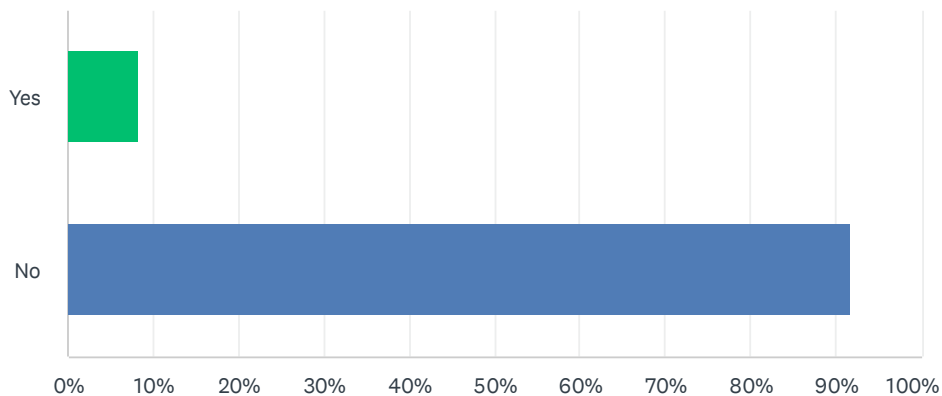


ANSWER CHOICES	RESPONSES	
English	99.41%	169
Spanish	4.12%	7
Total Respondents: 170		



## Q10 Do any of the members of your family have accessibility needs? (check one)

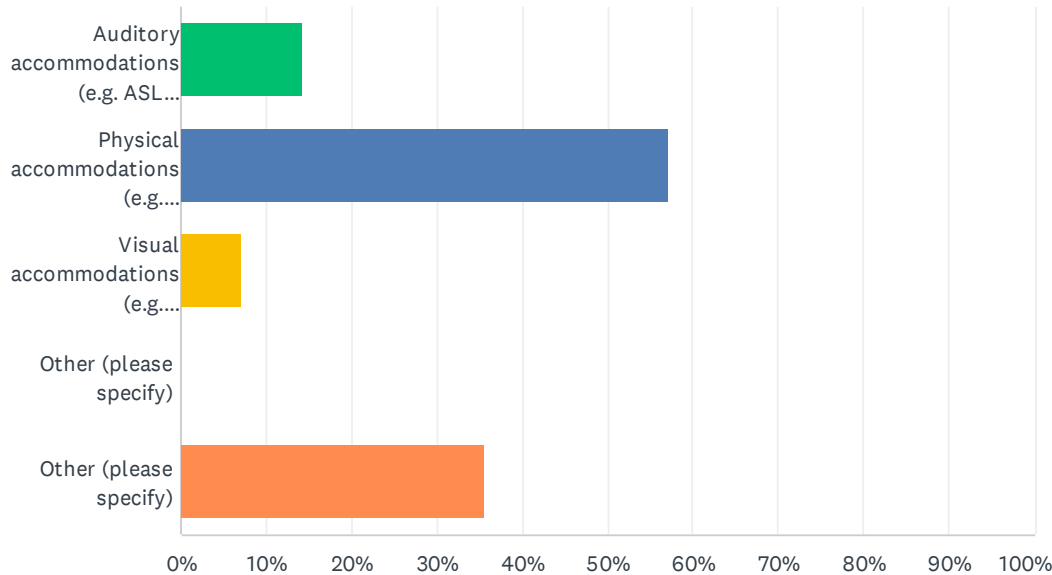
Answered: 169 Skipped: 8



ANSWER CHOICES	RESPONSES	
Yes	8.28%	14
No	91.72%	155
TOTAL		169

## Q11 If yes, what would be most helpful for their full participation at the parish? (check all that apply)

Answered: 14 Skipped: 163



ANSWER CHOICES	RESPONSES	
Auditory accommodations (e.g. ASL interpretation)	14.29%	2
Physical accommodations (e.g. wheelchair ramps)	57.14%	8
Visual accommodations (e.g. non-visual resources/braille)	7.14%	1
Other (please specify)	0.00%	0
Other (please specify)	35.71%	5
Total Respondents: 14		

**Q12 Optional: Parish Registration Update** The following section is optional and intended only if you wish to update your parish registration. Any information you provide here will be used to update our parish database. Your responses to the rest of the survey will also help us enhance our demographic reporting moving forward. What is your name? (optional)

Answered: 68   Skipped: 109

Q13 What is your address? (optional)

Answered: 3    Skipped: 174

ANSWER CHOICES	RESPONSES	
Street address	100.00%	3
Street address line 2	33.33%	1
City	100.00%	3
State	100.00%	3
Zip code	100.00%	3
Country	100.00%	3